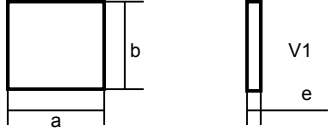
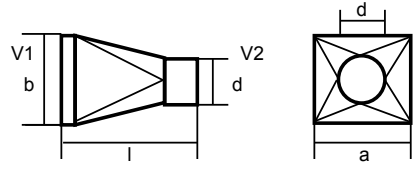
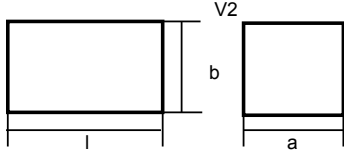
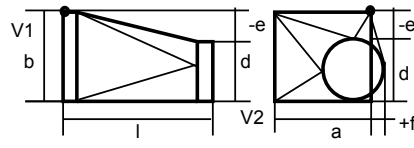
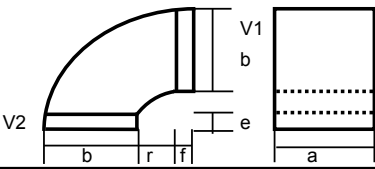
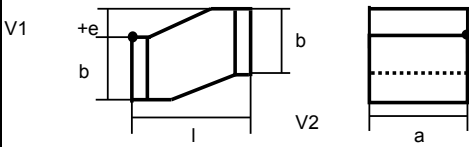
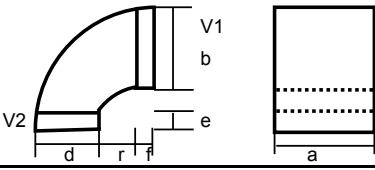
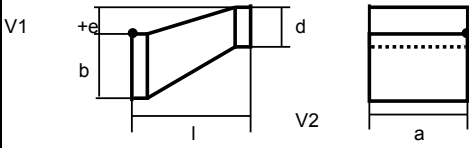
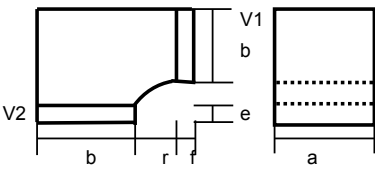
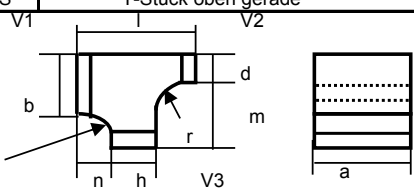
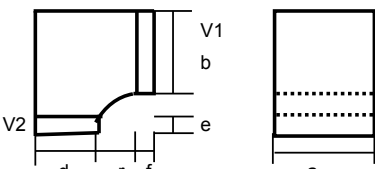
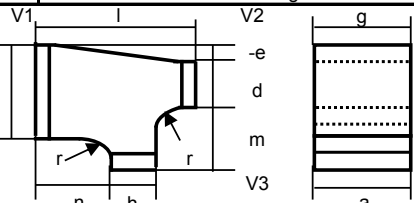
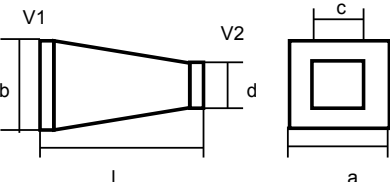
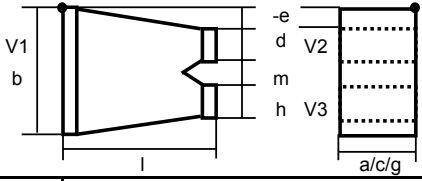


1 / Bo	Endboden	50 / RS	Rohrübergang symmetrisch
			
10 / L	Luftleitung	51 / RA	Rohrübergang asymmetrisch
			
20 / BS	Bogenkanal	60 / ES	Etage symmetrisch
			
21 / BA	Übergangsbogenkanal	61 / EA	Etagenübergang
			
30 / WS	Winkel (Knie), symmetrisch	70 / TS	T-Stück oben gerade
			
31 / WA	Winkel (Knie), Übergang	71 / TA	T-Stück oben schräg
			
40 / US	Übergang symmetrisch	80 / HS	Hosenstück symmetrisch
			
41 / UA	Übergang asymmetrisch	81 / HA	Hosenstück asymmetrisch
